

# Ubuntu 18.04

## Nextcloud 18

18.04.5 LTS

Ubuntu 18.04 LTS

18.04.5 LTS

[Server](#) [Desktop](#)

- [Nextcloud](#) [PHP](#) [Apache](#)

```
sudo apt update
sudo apt upgrade -y
sudo apt install apache2 libapache2-mod-php7.2 php7.2-gd php7.2-json php7.2-curl php7.2-mbstring php7.2-intl
php7.2-sqlite3 php7.2-xml php7.2-zip
```

- [Nextcloud 18](#) [18.0.13](#)








```
cd /var/www/html
sudo wget --no-check-certificate https://download.nextcloud.com/server/releases/nextcloud-18.0.13.zip
sudo apt install unzip -y
sudo unzip nextcloud-18.0.13.zip
sudo chown www-data:www-data nextcloud -R
sudo systemctl restart apache2
```

- [Nextcloud](#) [SQLite](#)
  - [http://](#) [IP/nextcloud](#)
  - →    →
- [Nextcloud](#) [OxOOL Community](#) [v3.7.11](#) [richdocuments](#)

```
cd /var/www/html
sudo wget --no-check-certificate
https://github.com/nextcloud/richdocuments/releases/download/v3.7.11/richdocuments.tar.gz
sudo tar zxvf richdocuments.tar.gz -C /var/www/html/nextcloud/apps/
sudo chown www-data:www-data nextcloud -R
```

18.04.5 LTS

Nextcloud

-    $\rightarrow$   $+$   
-  Collabora Online    $\rightarrow$  

```
cd /var/www/html/nextcloud
```

```
sudo -u www-data php occ config:app:set richdocuments wopi_url --value="http://yourhostip:9980"
```

- ☐ ☐ ☐ ☐ ☐ ☐ ☐ ☐ ☐ ☐ Nextcloud ☐ OxOOL Community ☐ ☐ ☐

Revision #1

Created 30 May 2022 08:26:38 by kevin

Updated 30 May 2022 08:27:12 by kevin